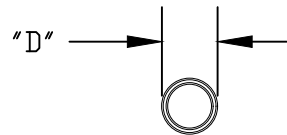
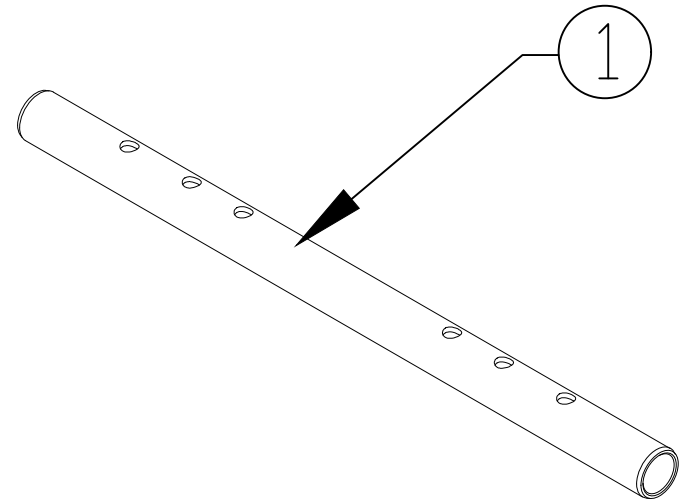
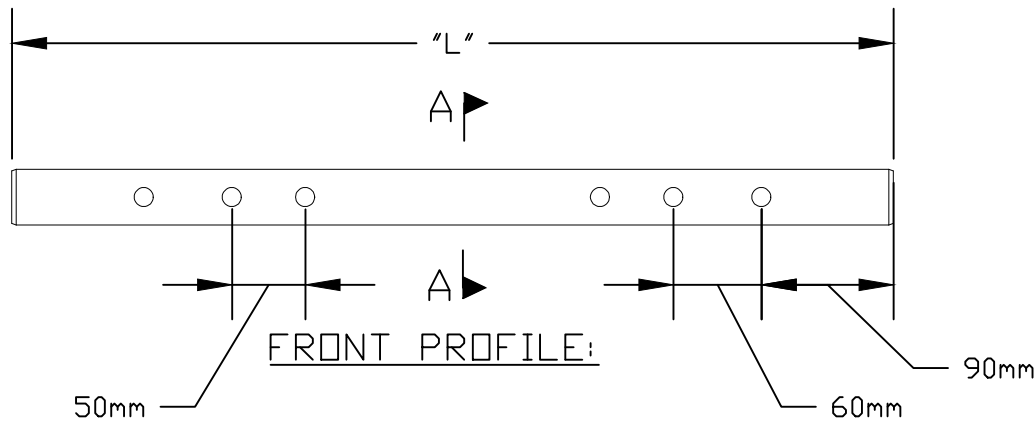


6 Hole Beam Spigot



TOP PROFILE: A-A



6 HOLE BEAM SPIGOT DIAGRAM

NOTES:

1. ABOVE DIAGRAM DEPICTS THE EXACT LAYOUT OF THE 6 HOLE BEAM SPIGOT
2. SPIGOTS ARE USED WITH NSP ROOF BEAMS TO CREATE A RIGID CONNECTION
3. "D" REPRESENTS THE OUTER DIAMETER
4. ALL ALT. UNITS ARE IN MM

ITEM NO.	"D"	"L"	WEIGHT	COMPONENTS	
08BS780ZP	1.5" [38]	23.7" [601]	2.63 kgs [5.8lbs]	S.NO.	DESCRIPTION
				1	SPIGOT